



01 - A Snowy Day in Tromso, Norway.jpg

Chris Johnson

Congratulations on your Honorable Mention. This photo meets all the criterion of a good travel photo. I can tell by the architecture that we are probably in a Scandinavian country. The lines of the road lead you up the street as does the bike rider. The color and the snow add up to a good travel photo.



02 - Ancient and modern Luxemburg-2017.jpg

Ken Jones

You have filled your frame well with some interesting architecture-old and new. All the lines draw you to the center of the frame. I know what your going for here and think it would have worked better if there were more new architecture across your horizontal line. ***



03 - Artist on Colorado Ave, Telluride, CO.jpg

Frank Penner


Nice cropping, color and technique in your photograph. We have a sense of location and you have caught the artist focused on his scene. Technical details have been handled well. ***



04 - Bar W Wranglers.jpg

Jeff Hobbs

Love the treatment you have opted for here. The sepia tone compliments the subject matter. This is an era that is slowly slipping away and you have included some elements to help tell your story. Technical quality is excellent and like that one wrangler is looking at the camera and the other looking away. The doorframe and saddle make for a good composition. Congratulations on your Honorable Mention. ****



05 - Brazil by way of Seaside California.jpg

Bill Brown

Congratulations on your 2nd place finish. Your photo is well composed and handled. The viewer is left to wonder what is happening in the photo-is this woman at a musical event or saying thanks? Her arms raised add to the dynamics and design of your photo. Her face and headpiece are very sharp and you have chosen to shoot wide open to create a beautiful background with color. Well done. ****



06 - Cadillac Ranch, Amarillo, Texas.jpg

Bill Shewchuk

Congratulations on your Honorable Mention. Your composition and technique are very good. Your image has no distractions and like the optical line from front to back which needs sharpness which you have done. The rain has really helped you here making the foreground a rich brown and creating reflections of the cars in the water. I don't mind your saturation here since the subject matter is gritty. Well done ****



07 - Cape Flattery Ocean Caves.jpg

Rick Verbanec

A well composed and framed photo. Sharpness is excellent and you haven't attempted to overstate your image. Both sides employ framing and would have shot this either early morning or sunset to add some light quality to your image. ***



08 - Cape Henry Lighthouse, Virginia Beach, Virginia.jpg

Bill Shewchuk

Congratulations on your Honorable Mention. You have excellent quality and your image looks very natural. Your image appears to be taken by using a drone and you have perfectly placed the stairway at the bottom of the frame. I would add some red here but that is personal preference. I wish the lighthouse had been completely surrounded by the vegetation but you have handled everything well. Congratulations. ****



09 - Copenhagen comuters-Denmark-2017.jpg

Ken Jones

Your title tells it all. It's a nice candid shot of bikers going to work, school or just out for a ride. I might have wanted to place my focus on the riders in the front but this is my personal preference. if this has been cropped you have done that well. **



10 - Earth Pyramids at Renon Italy.jpg

Jared Ikeda

Your photo was worth three stars but sharpness held you back. Your pyramids are the focal point of your landscape which also includes a flat hilltop, mountain Valley and mountains. Your photo is well composed looks like storm lighting. Wish some rays would break through the clouds to take your image to the next level. **



11 - Emperor's Wardrobe, Tu Doc's Tomb, Hue, Vietnam. jpg

Joni Zabala

I like how you saw this and pulled it off nicely. You chose not to just photograph the wardrobe but the reflection in the mirror adding this nice element. Like that you have kept the perspective of the mirror intact and wish you would bring out a little more color in the wall. I would have warmed up the image some but that is personal preference. ***



12 - Harbour Air Seaplanes, Victoria, Canada. A way of travel for work and play.jpg

Chris Johnson

You have handled this lighting situation well. The plane is grabbing most of the attention in your photo because of its red color and sits in the perfect spot. The sunset adds some drama and needed color. If this plane had a more remote background with this color it would have an entirely different look. ***



13 - Havana Dawn.jpg

Lillie Grossman

You might be taking this from the roof of the Plaza Hotel where I stayed. Your location has given this a wonderful perspective and shows an array of different architecture in one shot. If you could have waited, the sun would light the tops of the trees on the left side of your photo and some of the street in the foreground. Only that quality is holding your image back. **



14 - Hog Island in Tomales Bay, CA.jpg

Frank Penner

The lighting on the water here dictates underexposing to create a silhouette. I like your composition with the graphic design of the pier. Better sharpness would help your image—especially in the foreground. The wispy clouds across the top of your sky help an otherwise vacant sky. **



15 - Inside the Eiffel Tower, Paris.jpg

Brooks Leffler

Congratulations on your Honorable Mention. You have chosen a very unique perspective for this shot. You have composed well and perhaps slightly more contrast. All the people add another element of interest to your photo. Well done. ***



16 - Irish Troubles - gone but not forgotten, Belfast, Ireland.jpg

John Drum

This is more of a social commentary photo than a travel photo. It is well composed and you have handled this well. Your cropping puts the focus where it should be on the sign and the wall. You have kept your shot simple with no distractions. **



17 - Jaipur, India - road repair.JPG

Margret Cordts

Your title let's us know what the man in the foreground is doing but I think we need to see more of him. Personally with your title I might have shot this as a horizontal cropping out the foreground. Your file has quality so awarded you 3 stars. You have eye contact with the woman carrying the dirt and I would have worked the shot more around her. ***



18 - L.A.jpg

Bill Brown

I like your image but have some suggestions. You may like the story your photo is telling but I would have cropped out the individual at the the bottom and taken out the large brown object middle right. The person in the background is key and adds interest to the photo. ***



19 - Lodgepole pine amid shifting hot springs in Yellowstone.jpg

Frank Penner

To bad there isn't more steam coming off the water nearer this tree. I don't mind the busyness of the tree but want more mystery and mood than you have in the background. A more interesting perspective may have come from the other side where those people are shooting back through the steam across this pond. **



20 - Medieval Harley Shop, Rhineland, Germany.JPG

Brooks Leffler

This building suggest you are in a foreign country. If you have waited for the flag to be just right you succeeded. You produced a worthy memory of your trip. **



**21 - Modern red square shoppers and guard-Moscow-2018.
jpg**

Ken Jones


I would have guessed Asia not Russia were it not for the security guard in your photo. You have produced a good candid shot, sharp and well processed. Including more location would help your image. **



22 - Mt Rushmore - Prototype and the Real Thing.jpg

Carol Fuessench

I think you need a wider angle lens here and a little straightening of your horizontal lines. I think you need to shoot multiple exposures to pull this shot off. Nice idea. **



**23 - North Pierhead Lighthouse, Sturgeon Bay, Wisconsin.
jpg**

Bill Shewchuk

Congratulations on your first place photo. I think you have also done the other lighthouse-again taken with a drone. Love this shot again taken with a drone with the graphic design of the walkway leading to the lighthouse. The color of the lighthouse is what really makes the photo contrasted against the green water. The textures of the rocks along the walkway and surrounding the lighthouse adds another element of interest and texture. Your quality and sharpness are done well. *****



24 - NotreDame, 2 weeks before the fire.jpg

Shelley Nemeth

When in cathedrals in Europe you better not forget to look up. Your lines and color work well and I would have even used a wider angle if you had it. Technically it is well handled but would like to have seen more sharpness. ***



25 - Outside San Carlos Cathedral.jpg

Bill Brown

You have taken on a difficult subject. You have a lot of dark values in your photo and a white rim line around the outside of your large rock. Your composition is good but your statue is grey. What you end up with is a contrasty subject that is flat.

**



26 - Over-tourism at Spanish Steps Rome.jpg

Jared Ikeda

I might put your photo more in the social commentary category although it does meet the criterion for a travel photo. Your image would help convince anyone to not go to the Spanish Steps during tourist season. Your composition is fine and you have good sharpness. **



27 - Paddy Casey, Listowel Racecourse, Ireland.jpg

John Drum

I like how you have processed your image. Your candid shot has captured Paddy well who looks ready to take a bet. You have included lots of details in your image to tell your story. Well done. I'm not sure what that is happening at the top of your photo. ***



28 - Pines Umbrella Campers under starry Tuolumne Meadow sky, Yosemite NP, CA.jpg

Joni Zabala

Without your title it would be hard to find the campers in your photo. Night time starry night photos need a clear subject if it is not the sky itself. The interest to me here is the shapes and tops of the trees. With a longer exposure perhaps you could bring out a little more detail in the trees. **



29 - Sand Art at Bandon OR.JPG

Rick Verbanec

You have taken a beautiful documentary photo of this sand art and it's beach location. For me there would be 2 ways to do this differently (there is nothing wrong with the way you did it) . You could use a longer lens and crop out much of your foreground and put emphasis on the sand art with the ocean in the background or you could go down to the beach and use a wide angle lens of this sand art with the ocean in the background. The two people in the art you have works well. You have very nice quality here. ***



30 - Santa Monica Yacht Harbor.jpg

Carol Fuessench

You have done a good job with your sign but feel there is too much negative space that is dark or black with nothing of real interest in the space. The shot might improve if this car were going in the other direction with a longer exposure to produce red streaks from the bottom to the end of the pier. **



31 - Seattle Pride.jpg

Rick Verbanec

You have chosen a good location to photograph the Seattle skyline with the iconic space needle. For me I would crop more of the bottom because you have this clean look of the skyline that gets busy at the bottom. If you had a longer lens I would have taken some shots of the space needle and the darker buildings to the right against that blue sky. Image would pop with a little more sharpness. ***



32 - Seattle WA piers water and clouds at night.JPG

Margret Cordts

I suspect you also entered the Seattle Skyline image. Congratulations on your Honorable Mention for this image. You have very good perspective with some leading lines taking you down the pier. The hint of color in the sky with the clouds adds some drama to your photo. Composition and sharpness are well done. Congratulations. ****



33 - Starting a visit to Paris at Sacre Couer.jpg

Shelley Nemeth

You need some light quality and drama in your sky. You have attempted to frame your subject with the tree to the left along with the clock and signs but they end up being more of a distraction and overpower your main subject. **



34 - Temple in China Town, Los Angeles.jpg

Carol Fuessench

First off your photo needs sharpness. That is hurting you the most. I can see what appears to be a piece of oriental furniture on the left with what looks like some offerings going on. The light streaks definitely add interest to your shot. I would also have cropped out the water bottle on the right. A different angle might produce a stronger image. **



35 - The city of San Francisco, CA, seen from Treasure Island.jpg

Chris Johnson

I like a lot of elements in your photo. I like that you have chosen a panorama cropping for this photo as it is perfect for it. The bridge on the left adds interest and a sense of location. The dark water in the foreground adds contrast against your buildings and sky. Sharpness is what holds this image back. **



36 - The Flooded Belfry of Kalyazin, Russia.jpg

Brooks Leffler

I like your building and your composition but you have shot this at the wrong time of day. Architectural shots need lighting and if lucky an interesting sky which are absent here. I would have also changed my angle if possible to eliminate the satellite dish in the background. **



37 - The Mittens, Monument Valley.jpg

Jeff Hobbs

I like your composition but many things have to happen to improve your photo. You have too much contrast here trying to save a flat image. Your image needs some directional lighting taken either early morning or sunset depending on which light your subject shown. Big landscapes like this need clouds in the sky to add interest and drama. You also need sharpness when doing images such as this. **



38 - The Sun Begins To Set on the Varied Colors of Capitol Reef National Park.jpg

Shelley Nemeth

I like your subject matter and how you have chosen to compose it. I would like to see more lighting on those rocks—maybe a little earlier in the day. If this were my image I would use a pano cropping to crop out the sky entirely and focus in on that band of turquoise color and the rock shapes below that. Additional cropping could be done at the bottom. Your image needs more sharpness. **



39 - Toilet Paper 5 Pesos, Puerto Adolfo Lopez Mateos, Mexico.jpg

John Drum

I have traveled extensively in Mexico the last 25 years. I have come across many great pano photos. Your image tells a story even without the title which is what photos are supposed to do. For people in Western cultures this comes as surprise if you ever have to go and you have to pay to use a bathroom. Keep searching for some old Banos in rustic buildings with an old muter taking your money. You have succeeded with an interesting photo of how different cultures are. **



40 - Touristas En El Malecón.jpg

Lillie Grossman

You have an interesting shot here done in Havana. You couldn't ask for a better color on a car which you have handled nicely. You have done a good job composing this and your cropping, sharpness and diagonal line of the buildings and car add interest. I don't know if you are on the street and saw this coming and shot when they went by or if your in a convertible car yourself. Another approach to shooting cars, bikes, people or whatever subjects are moving try panning with your subject. If you do enough you will get a feel for shutter speed and how fast you pan. You can really isolate your subject that way and come up with some unique photos. ***



41 - View across the Lake.jpg

Jared Ikeda

There could be many interpretations of your foto. Loneliness is one that jumps out. It makes you search a little. I like your composition and framing and where the bench is. I must confess I want two lovers there very close silhouetted against that backdrop. ***



42 - White Faced Capuchin Monkey, Costa Rica.jpg

Jeff Hobbs

Congratulations on your third place finish. This is an outstanding shot of this monkey. Everything in your frame is really working for your shot. The monkey, although being in the center is balanced by the tree he is touching. The light on that tree is handled well. Your low f stop beautifully blurs the background. You haven't over saturated and your sharpness is excellent. If I were to change anything you have here I would slightly open up the monkey's face and all yellow fur or you could just simply lighten image overall. I realize this contest you are not suppose to manipulate but this image can be enhanced but keeping the natural look. Well Done. ****



43 - Yellow Dancer.jpg

Lillie Grossman

I have given you an Honorable Mention for your photo. I see and feel joy from your image and like how you have handled the exposure . The Yellow dress is as light as I would make it and so naturally other values go down. But not enough to hurt anything in your shot here. Your composition and sharpness are good. A cobalt solid blue wall behind her would have been ideal but don't mind your background. ****



44 - Zebras of Okavanga Delta, Botswana, Africa.jpg

Joni Zabala

You have a nice image here but you can make it nicer. You need your zebras to stand out more from their background. You need more white to pop out and a better black. All techniques you can do in photoshop. You always want to keep your image natural in feeling as you have done here. I would also go to a more pano cropping taking a third off the top. **



45 - End of Summer in Torres Del Paine, Chile.jpg

Karen Schofield

You have a very nice quality shot of the mountains in Chile. You got lucky and have some beautiful clouds in the sky. The tree to the left adds another element to your photo and is a good place. Your exposure is right on for me. Any darker to control snow on peak and the result would have been an image down in tone. Very well done. ***



46 - Guanaco Sentry in Patagonian Wilderness.jpg

Karen Schofield

A very nice photo from your trip to Chile. I don't know if this is as much telephoto as you have but that is what this shot is needing. Swing your camera a little left and put the animal right of center-about a third from the right side. Zoom in and shoot with wide aperture. I think I would also crop off about a third off the top. Sharpness is good. **



47 - The Moment You Realize How Far Away You Parked - Chilean Patagonia.jpg


Karen Schofield

You have a nicely composed and processed photo here. Your title says it all. The Puma really jumps out at you here and separates well from the background. If it would have been possible I would have tried to go lower in angle and rid the shot of the road and car. Nicely done. ***

Winning Images:

Honorable Mentions

Seattle Washington Piers
Margret Cordts.





Inside the Eiffel Tower
Brooks Leffler.



Snowy Day in Trondheim
Chris Johnson.



Yellow Dancer
Lillie Grossman



Cadillac Ranch
Bill Shewchuk



Cape Henry Lighthouse
Bill Shewchuk



Bar W Wranglers
Jeff Hobbs

Third Place




White Faced Capuchin Monkey/ Costa Rica
Jeff Hobbs



2nd Place

Brazil by way of Seaside
Bill Brown

1st Place



North Pierhead Lighthouse
Bill Shewchuk